

➤ **U**

MRI

CT

X

➤ **U**

➤ **U**

➤ **U**

➤ **U**

[2004]474

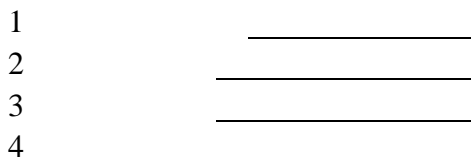
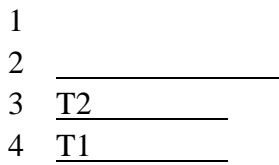

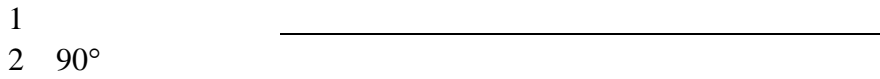


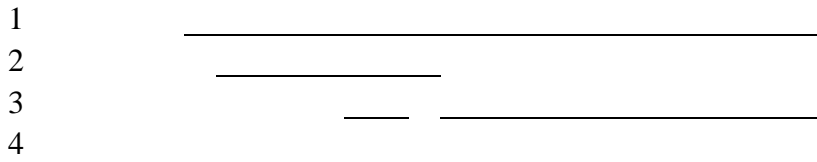
2004

MRI

CT

X

MRI



1

2

3

180

4

MR

1

MR

2

MR

1

2

3

MRI

1

2

3

1

2

3

1

SE

TR

TE

2

T1WI T2WI PDWI

3

1

ETL

ES

2

3

4

1

2

3

1

T2*

GRE

1

2

3

GRE

GRE

T1WI T2*WI

4 GRE T1WI T2*WI

1 GRE
2 SSFP
3

1 EPI K
2 EPI EPI EPI EPI
3 EPI SE-EPI EPI

MRI
MRI

1
2
3 STIR

Dixon

1
2 TE
3

MR

1
2 FSE FSE
3
4 MRCP MRU MRM

MR

1 TOF MRA TOF MRA TOF MRA
TOF MRA TOF MRA
2 PC MRA
3 CE-MRA

1

2 DWI
3 DWI DWI b DWI


DWI
4 DWI SE-EPI SE

5 DWI
MR

1 PWI
2 PWI

MR

1 MRS MRS MRS
2 MRS STEAM PRESS



1 MRI
MRI
2 MRI _____

MRI
MRI

1 _____

2 _____
3 _____
4 _____
5 _____
6 _____
7.

MRI
1 MRI
2 MRI
3 MRI
4 MRI
5 MRI
6 MRI
7 MRI
8 MRI
9 MRI
10 MRI
11 MRI
12 MRI
13 MRI
14 MRI
15 MRI
16 MRI
17 MRI
18 MRI

MRI
1 MRI
2 MRI
3 MRI
4 MRI
5 MRI
6 MRI
7 MRI
MRI

1 MRI
2 MRI

3 MRI
4 MRI
5 MRI
6 MRI

MRI

1

Dandy-Walker

Chiari

MRI

MRI

MRI

MRI

MRI

MRI

4 _____ MRI

1 MRI

2 MRI

3 _____ MRI

1 MRI

2 _____ MRI

3 MRI

MRI

MRI

MRI

1. _____ MRI

MRI

1

2 _____ MRI

3 MRI

4 MRI

MRI

1 MRI

2 MRI

3 MRI

4 _____ MRI

5 _____ MRI

6 MRI

1 MRI

MRI

1

2 _____ MRI

3 MRI

4 _____ MRI

MRI

1

2

3

(1)

(2) _____,

(3)

(4)

(5) _____

MRI

1
2
3
4

MRI

MRI

MRI

1
2

MRI

MRI

MRI

1

1

2

2

3

1

2

4

5

6

MRI

1

2

:

MRI

MRI

MRI

1

1 ECG

2

2

MRI

1

2

3

MRI

MRI

1

1

2

3

2

1

2

3

4

3
4

1
2 _____
3

5

1
2
3
4 _____
MRI

1
2
3
4
5
6

_____ MRI

1 MRI _____
2 MRI
3 MRI

CE-MRA

1 CE-MRA
2 CE-MRA

1
2
3
4
5

3 CE-MRA
4 CE-MRA _____

MRI

MRI

1 MR
1
2

MRI

MRI

1
2

MRI

MRI

1 MRI

MRI

2
3
4
5
6
7
8

MRI

MRI

MRI

MRI

MRI

6

7 _____

MR

MR

MR

8

MR

9

Wilms Tumor

10

11 _____

1

2

12

13 MRI

MRI

1

MRI

2

MR

3

1 _____

2

3

4

5 _____

6

4

1 _____

2 _____

3

4 /

MRI

MRI

2
3 _____
4
5
6 _____
7
8

MRI
MRI

1 MR
2 :
(1) MRI
(2) MRI
 MRI

1 _____
2
3
4
5
6 _____
7

 MRI
1 _____ MR
2 MR
3

MRI

1
2 MRI
3 MRI
1
1
2 _____
2 _____ MRI
4 MRI
1
2
 MRI
1 _____ MRI
2 MR
3 MRI
1
2 _____

3

1. MRI

2. MRI

MRI

MRI

1. _____

2. MRI

3.

4.

1

2

3 _____

4

5

6 _____

1 MRI

2 MRI

1

2

3 _____

4 _____

5

6 _____

3 MRI

1

2

3

4

1

2 _____

3

MRI

1 MRI

2 MRI

1 _____

2

3

4

MRI

1

MRI

1

MRI

2

MRI

2

MRI

1

MRI

2

MRI

MRI

1.

MRI

2.

MRI

CT

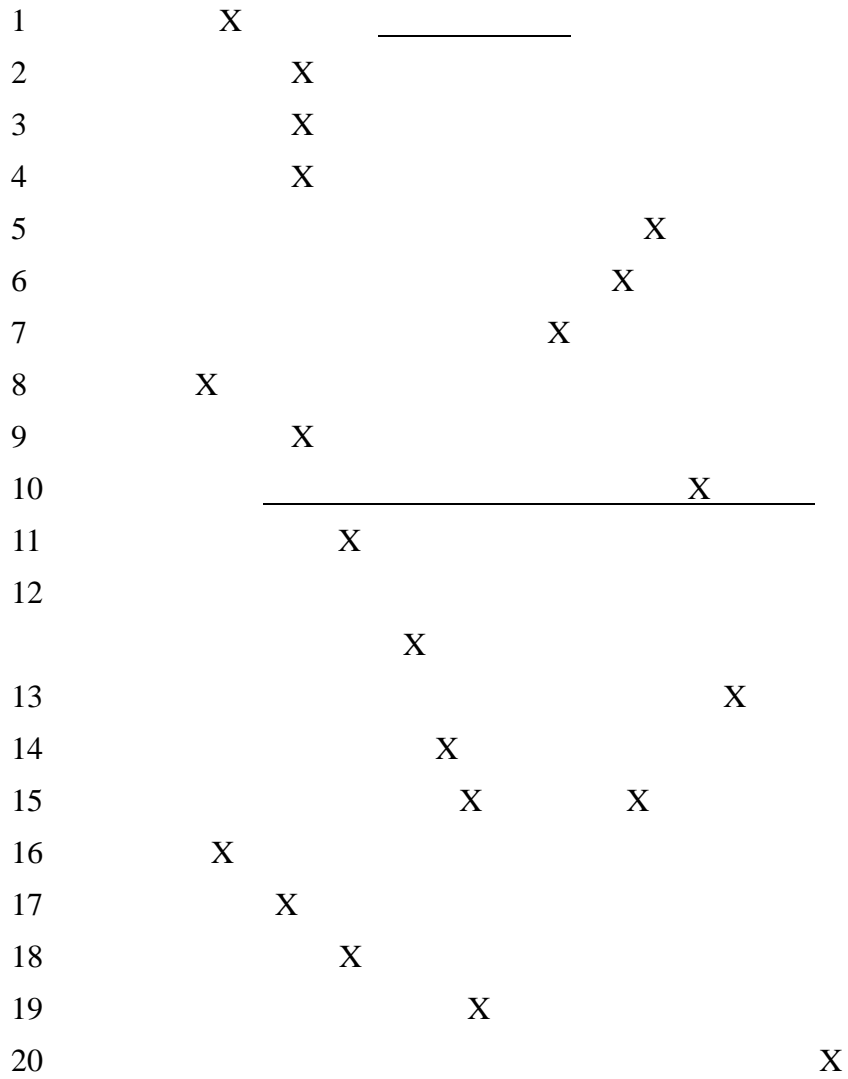
CT

CT

CT

X

- 1
- 2 X
- 3. X
- 4 X



1			X					X
2		X				X		
3								X
4								X
5					X		X	
6							X	
7		X		X				
8							X	
9							X	

1								
2.		X					X	
3					X			
4					X			
5						X		
6			X					
7				X				
8		X						
9			X			X		
10					X			
11				X				
12					X			
13				X			X	
14			X					
15				X			X	
16					X			
17			X					
18							X	
19				X				
20			X				X	
21		X						X
22					X			

23

24

ERCPC

1

X

2

X

3

X

4

X

5

X

6

X

7

X

8

X

9

X

10

X

X

11

X

12

X

1

X

IVP

2

X

3

X

4

X

5

X

1

2

X

3

X

4

X

5

X

6

X

7

X

8	X	
9		X
10	X	X